

Instructions to PSI-90 Scores on the Hospital Compare data set

- Go to: <https://data.medicare.gov/data/hospital-compare>
- Download the file: [**DOWNLOAD CSV FLAT FILES \(REVISED\) NOW**](#)
- Open the downloaded .zip file
- Open the file: **Complications – Hospital.csv**
- Filter by Column J “Measure ID” then select only “PSI_90_SAFETY”
- Go to column N “score” and sort “Smallest to Largest”
- Berkshire Medical Center is on top with lowest score

Need help downloading data?

Get supporting documents

Hospital Compare datasets

These are the official datasets used on the Medicare.gov Hospital Compare Website provided by the Centers for Medicare & Medicaid Services. These data allow you to compare the quality of care at over 4,000 Medicare-certified hospitals across the country.

Announcements:

- Department of Veterans Affairs (VA) hospital data are available in the downloadable databases, or you can select "Veteran's Administration" in the "in category" search below.
- October 19, 2016 Update: Data has been refreshed, including Star Ratings.
- For questions about the Hospital Compare data, contact hospitalcompare@hsag.com.
- Get help using Data.Medicare.gov.

Download this file

DOWNLOAD MICROSOFT ACCESS DATABASE NOW





DOWNLOAD CSV FLAT FILES (REVISED) NOW

GET ARCHIVED DATA

Last updated on Dec 19, 2016

Last updated on Dec 19, 2016

Showing: Hospital Compare in category: All Categories Sort by: Most Relevant

| Name | Popularity | Type | RSS |
|---|--------------|---|---|
|  Ambulatory Surgical Measures - Facility The Ambulatory Surgical Center Quality Reporting (ASCOR) Program seeks to make care safer and more efficient through quality reporting. ASCs eligible for this program may have their Medicare payments reduced if they do not report data for these measures. | 25,422 views |  |  |
|  Ambulatory Surgical Measures - National The Ambulatory Surgical Center Quality Reporting (ASCOR) Program seeks to make care safer and more efficient through quality reporting. ASCs eligible for this program may have their Medicare payments reduced if they do not report data for these measures. | 10,326 views |  |  |
|  Ambulatory Surgical Measures - State The Ambulatory Surgical Center Quality Reporting (ASCOR) Program seeks to make care safer and more efficient through quality reporting. ASCs eligible for this program may have their Medicare payments reduced if they do not report data for these measures. | 10,728 views |  |  |

Open the file: **Complications – Hospital.csv**

Organize Extract all files

★ Favorites

- Desktop
- Libraries
- Glasener Richard
- Computer
 - Local Disk (C:)
 - BD-ROM Drive (D:)
 - rglasener.hd (\\bhshlp\dfsroot) (U:)
 - My Web Sites on MSN
 - Richard's Notebook on d.docs.live.net
- Network
 - Control Panel
 - Recycle Bin
 - Desktop 2014
 - Desktop 2016
 - Desktop2
 - Readmission Work

| Name | Type | Compressed size | Password p... | Size | Ratio | Date modified |
|---------------------------------------|----------------------------|-----------------|---------------|------------|-------|--------------------|
| Ambulatory Surgical Measures-F... | Microsoft Excel Comma S... | 228 KB | No | 1,446 KB | 85% | 11/16/2016 2:16 PM |
| Ambulatory Surgical Measures- | Microsoft Excel Comma S... | 1 KB | No | 1 KB | 64% | 11/16/2016 2:16 PM |
| Ambulatory Surgical Measures- | Microsoft Excel Comma S... | 4 KB | No | 10 KB | 58% | 11/16/2016 2:17 PM |
| ✓ Complications - Hospital.csv | Microsoft Excel Comma S... | 825 KB | No | 15,624 KB | 95% | 12/2/2016 3:23 PM |
| Complications - National.csv | Microsoft Excel Comma S... | 1 KB | No | 2 KB | 57% | 12/2/2016 3:23 PM |
| Complications - State.csv | Microsoft Excel Comma S... | 6 KB | No | 76 KB | 93% | 12/2/2016 3:23 PM |
| Footnote Crosswalk.csv | Microsoft Excel Comma S... | 1 KB | No | 3 KB | 61% | 12/2/2016 3:21 PM |
| FY2015_Distribution_of_Net_Cha... | Microsoft Excel Comma S... | 1 KB | No | 1 KB | 37% | 11/16/2016 5:42 PM |
| FY2015_Net_Change_in_Base_Op... | Microsoft Excel Comma S... | 1 KB | No | 1 KB | 66% | 11/16/2016 5:42 PM |
| FY2015_Percent_Change_in_Med... | Microsoft Excel Comma S... | 1 KB | No | 2 KB | 74% | 12/2/2016 3:26 PM |
| FY2015_Value_Based_Incentive_... | Microsoft Excel Comma S... | 1 KB | No | 1 KB | 62% | 11/16/2016 5:42 PM |
| HCAHPS - Hospital.csv | Microsoft Excel Comma S... | 3,303 KB | No | 112,580 KB | 98% | 12/2/2016 3:34 PM |
| HCAHPS - National.csv | Microsoft Excel Comma S... | 2 KB | No | 7 KB | 83% | 12/2/2016 3:34 PM |
| HCAHPS - State.csv | Microsoft Excel Comma S... | 13 KB | No | 352 KB | 97% | 12/2/2016 3:34 PM |
| Healthcare Associated Infection... | Microsoft Excel Comma S... | 1,556 KB | No | 44,997 KB | 97% | 12/2/2016 3:26 PM |
| Healthcare Associated Infection... | Microsoft Excel Comma S... | 1 KB | No | 1 KB | 60% | 12/2/2016 3:26 PM |
| Healthcare Associated Infection... | Microsoft Excel Comma S... | 8 KB | No | 112 KB | 94% | 12/2/2016 3:26 PM |
| Hospital General Information.csv | Microsoft Excel Comma S... | 249 KB | No | 2,559 KB | 91% | 12/2/2016 3:22 PM |
| Hospital.pdf | Adobe Acrobat Document | 2,565 KB | No | 3,224 KB | 21% | 11/30/2016 2:43 PM |
| HOSPITAL_QUARTERLY_HAC_D... | Microsoft Excel Comma S... | 80 KB | No | 634 KB | 88% | 11/9/2016 9:03 PM |
| HOSPITAL_QUARTERLY_IPFQR_... | Microsoft Excel Comma S... | 241 KB | No | 2,099 KB | 89% | 11/16/2016 1:43 PM |
| HOSPITAL_QUARTERLY_IPFQR_... | Microsoft Excel Comma S... | 2 KB | No | 3 KB | 63% | 11/16/2016 1:44 PM |
| HOSPITAL_QUARTERLY_IPFQR_... | Microsoft Excel Comma S... | 10 KB | No | 63 KB | 85% | 11/16/2016 1:43 PM |
| HOSPITAL_QUARTERLY_MSPB_6... | Microsoft Excel Comma S... | 21 KB | No | 177 KB | 89% | 11/20/2016 6:34 PM |
| HOSPITAL_QUARTERLY_QUALIT... | Microsoft Excel Comma S... | 7 KB | No | 189 KB | 97% | 11/10/2016 9:02 PM |

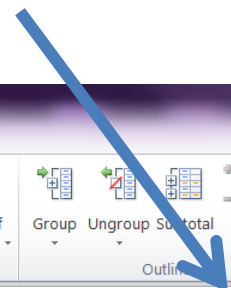
Complications - Hospital.csv Compressed size: 824 KB Ratio: 95% Type: Microsoft Excel Comma Separated Values File

FILTER BY COLUMN J "MEASURE ID" THEN SELECT ONLY "PSI_90_SAFETY"

The screenshot displays the Microsoft Excel interface with a data table. The table has columns A through Q. Column J, labeled 'Measure ID', is highlighted in yellow. A filter dropdown menu is open over column J, showing a list of measure IDs. The 'PSI_90_SAFETY' option is checked. The table data includes columns for Hospital Name, Address, City, State, ZIP Code, County, Phone, Measure ID, Comparison, Denominator, Score, Lower Bound, Higher Bound, and Footnote. The status bar at the bottom indicates 'Ready 4807 of 52877 records found'.

| | A | B | C | D | E | F | G | H | I | J | K | L | M | N | O | P | Q |
|-----|---------|----------------------------|-----------|------------|-------|----------|--------|--------------|---------|---------------|-------------|------------|-------|---------|----------|---------|----------|
| 1 | Provide | Hospital Name | Address | City | State | ZIP Code | County | Phone | Measure | Measure ID | Compar | Denomi | Score | Lower B | Higher B | Footnot | Measu |
| 12 | 220046 | BERKSHIRE MEDICAL CENTER | 725 NORTH | PITTSFIELD | MA | 01201 | DORSET | 413-432-1100 | co | PSI_90_SAFETY | Better than | Not Availa | 0.44 | 0.21 | 0.67 | | 7/1/2012 |
| 23 | 450610 | MEMORIAL HERMANN MEMO | 921 GESS | HOUSTON | TX | 77030 | DALLAS | 281-416-1100 | co | PSI_90_SAFETY | Better than | Not Availa | 0.44 | 0.21 | 0.67 | | 7/1/2012 |
| 34 | 450431 | ST DAVID'S MEDICAL CENTER | 919 E 32N | AUSTIN | TX | 78701 | DALLAS | 512-253-1100 | co | PSI_90_SAFETY | Better than | Not Availa | 0.47 | 0.28 | 0.66 | | 7/1/2012 |
| 45 | 50502 | SAINT VINCENT MEDICAL CEN | 2131 W 3R | FREDS ANGE | TX | 77424 | DALLAS | 281-416-1100 | co | PSI_90_SAFETY | Better than | Not Availa | 0.48 | 0.21 | 0.76 | | 7/1/2012 |
| 56 | 150057 | FRANCISCAN HEALTH MOORE | 1201 HADI | MOORESVI | TX | 75001 | DALLAS | 972-343-1100 | co | PSI_90_SAFETY | Better than | Not Availa | 0.49 | 0.15 | 0.83 | | 7/1/2012 |
| 67 | 250034 | BAPTIST MEMORIAL HOSPITAL | 2301 SOU | OXFORD | MS | 38655 | DALLAS | 662-234-1100 | co | PSI_90_SAFETY | Better than | Not Availa | 0.49 | 0.22 | 0.76 | | 7/1/2012 |
| 78 | 290009 | SAINT MARY'S REGIONAL MEC | 235 W 6TH | RENO | MT | 82301 | DALLAS | 702-785-1100 | co | PSI_90_SAFETY | Better than | Not Availa | 0.49 | 0.25 | 0.74 | | 7/1/2012 |
| 89 | 370210 | OKLAHOMA SURGICAL HOSPIT | 2408 EAST | TULSA | OK | 74103 | DALLAS | 918-482-1100 | co | PSI_90_SAFETY | Better than | Not Availa | 0.49 | 0.2 | 0.78 | | 7/1/2012 |
| 100 | 190236 | WILLIS KNIGHTON BOSSIER HI | 2400 HOSF | BOSSIER C | LA | 70002 | DALLAS | 504-833-1100 | co | PSI_90_SAFETY | Better than | Not Availa | 0.5 | 0.21 | 0.8 | | 7/1/2012 |
| 111 | 50764 | SHASTA REGIONAL MEDICAL C | 1100 BUTT | REDDING | CA | 96001 | DALLAS | 530-866-1100 | co | PSI_90_SAFETY | Better than | Not Availa | 0.51 | 0.25 | 0.77 | | 7/1/2012 |
| 122 | 170146 | PROVIDENCE MEDICAL CENTE | 8929 PARA | KANSAS CI | MO | 64108 | DALLAS | 816-234-1100 | co | PSI_90_SAFETY | Better than | Not Availa | 0.51 | 0.2 | 0.81 | | 7/1/2012 |
| 133 | 330126 | ORANGE REGIONAL MEDICAL | 707 EAST | MIDDLET | CA | 92666 | DALLAS | 714-261-1100 | co | PSI_90_SAFETY | Better than | Not Availa | 0.51 | 0.27 | 0.75 | | 7/1/2012 |
| 144 | 380002 | ASANTE THREE RIVERS MEDIC | 500 SW RA | GRANTS P | OR | 97146 | DALLAS | 503-325-1100 | co | PSI_90_SAFETY | Better than | Not Availa | 0.53 | 0.21 | 0.84 | | 7/1/2012 |
| 155 | 450718 | ROUND ROCK MEDICAL CENT | 2400 ROU | ROUND RO | TX | 78664 | DALLAS | 512-253-1100 | co | PSI_90_SAFETY | Better than | Not Availa | 0.53 | 0.21 | 0.84 | | 7/1/2012 |
| 166 | 40084 | SALINE MEMORIAL HOSPITAL | #1 MEDIC | BENTON | AR | 72709 | DALLAS | 501-783-1100 | co | PSI_90_SAFETY | No Differe | Not Availa | 0.54 | 0.17 | 0.9 | | 7/1/2012 |
| 177 | 50135 | SOUTHERN CALIFORNIA HOSP | 6245 DE | L HOLLYWO | CA | 92645 | DALLAS | 714-261-1100 | co | PSI_90_SAFETY | Better than | Not Availa | 0.54 | 0.22 | 0.86 | | 7/1/2012 |
| 188 | 50232 | FRENCH HOSPITAL MEDICAL C | 1911 JOHN | SAN LUIS | CA | 94002 | DALLAS | 415-778-1100 | co | PSI_90_SAFETY | Better than | Not Availa | 0.54 | 0.22 | 0.86 | | 7/1/2012 |
| 199 | 180124 | GREENVIEW REGIONAL HOSPI | 1801 ASHL | BOWLING | IN | 46104 | DALLAS | 317-846-1100 | co | PSI_90_SAFETY | Better than | Not Availa | 0.54 | 0.2 | 0.88 | | 7/1/2012 |
| 210 | 310009 | CLARA MAASS MEDICAL CENT | ONE CLAR | BELLEVILL | MO | 63103 | DALLAS | 636-333-1100 | co | PSI_90_SAFETY | Better than | Not Availa | 0.54 | 0.28 | 0.81 | | 7/1/2012 |
| 221 | 420067 | BEAUFORT COUNTY MEMORI | 955 RIBAU | BEAUFORT | NC | 28516 | DALLAS | 252-738-1100 | co | PSI_90_SAFETY | Better than | Not Availa | 0.54 | 0.23 | 0.86 | | 7/1/2012 |
| 232 | 450051 | METHODIST DALLAS MEDICAL | 1441 NOR | DALLAS | TX | 75203 | DALLAS | 214-253-1100 | co | PSI_90_SAFETY | Better than | Not Availa | 0.54 | 0.31 | 0.77 | | 7/1/2012 |
| 243 | 490093 | SENTARA CAREPLEX HOSPITAL | 3000 COLI | HAMPTON | VA | 23666 | DALLAS | 757-261-1100 | co | PSI_90_SAFETY | Better than | Not Availa | 0.54 | 0.27 | 0.82 | | 7/1/2012 |
| 254 | 260040 | COX MEDICAL CENTERS | 3801 SOU | SPRINGFIE | MO | 65807 | DALLAS | 417-261-1100 | co | PSI_90_SAFETY | Better than | Not Availa | 0.55 | 0.37 | 0.72 | | 7/1/2012 |
| 265 | 280128 | CHI HEALTH NEBRASKA HEART | 7500 SOU | LINCOLN | NE | 68526 | DALLAS | 402-477-1100 | co | PSI_90_SAFETY | Better than | Not Availa | 0.55 | 0.26 | 0.85 | | 7/1/2012 |
| 276 | 330208 | ST JOHN'S RIVERSIDE HOSPIT | 976 NORT | YONKERS | NY | 10701 | DALLAS | 914-333-1100 | co | PSI_90_SAFETY | Better than | Not Availa | 0.55 | 0.25 | 0.86 | | 7/1/2012 |

GO TO COLUMN N "SCORE" AND SORT "SMALLEST TO LARGEST"



Complications - Hospital.csv [Read-Only] - Microsoft Excel

File Home Insert Page Layout Formulas Data Review View Developer Add-Ins QI Macros 2010 PDF

From Access From Web From Text From Other Sources Existing Connections Refresh All Connections Sort Filter Clear Reapply Advanced Text to Columns Remove Duplicates Data Validation Consolidate What-If Analysis Group Ungroup Subtotal Show Detail Hide Detail

M1 Score

| | A | B | C | D | E | F | G | H | I | J | K | L | M | N | O | P | Q |
|-----|---------|-----------------------------|-----------|------------|-------|---------|-----------|----------|------------|---------------|------------|------------|-------|---------|----------|--------|--------|
| 1 | Provide | Hospital Name | Address | City | State | ZIP Cod | County | Phone | Measur | Measure ID | Compa | Denomi | Score | Lower E | Higher E | Footno | Measu |
| 12 | 220046 | BERKSHIRE MEDICAL CENTER | 725 NORT | PITTSFIELD | MA | 1201 | BERKSHIR | 4.13E+09 | Serious co | PSI_90_SAFETY | Better tha | Not Availa | 0.44 | 0.21 | 0.67 | | 7/1/20 |
| 23 | 450610 | MEMORIAL HERMANN MEMO | 921 GESSN | HOUSTON | TX | 77024 | HARRIS | 7.13E+09 | Serious co | PSI_90_SAFETY | Better tha | Not Availa | 0.44 | 0.21 | 0.67 | | 7/1/20 |
| 34 | 450431 | ST DAVID'S MEDICAL CENTER | 919 E 32N | AUSTIN | TX | 78705 | TRAVIS | 5.12E+09 | Serious co | PSI_90_SAFETY | Better tha | Not Availa | 0.47 | 0.28 | 0.66 | | 7/1/20 |
| 45 | 50502 | SAINT VINCENT MEDICAL CEN | 2131 W 3F | LOS ANGE | CA | 90057 | LOS ANGE | 2.13E+09 | Serious co | PSI_90_SAFETY | Better tha | Not Availa | 0.48 | 0.21 | 0.76 | | 7/1/20 |
| 56 | 150057 | FRANCISCAN HEALTH MOORE | 1201 HADI | MOORESV | IN | 46158 | MORGAN | 3.18E+09 | Serious co | PSI_90_SAFETY | Better tha | Not Availa | 0.49 | 0.15 | 0.83 | | 7/1/20 |
| 67 | 250034 | BAPTIST MEMORIAL HOSPITAL | 2301 SOU | OXFORD | MS | 38655 | LAFAYETTE | 6.62E+09 | Serious co | PSI_90_SAFETY | Better tha | Not Availa | 0.49 | 0.22 | 0.76 | | 7/1/20 |
| 78 | 290009 | SAINT MARY'S REGIONAL MEC | 235 W 6TH | RENO | NV | 89503 | WASHOE | 7.76E+09 | Serious co | PSI_90_SAFETY | Better tha | Not Availa | 0.49 | 0.25 | 0.74 | | 7/1/20 |
| 89 | 370210 | OKLAHOMA SURGICAL HOSPIT | 2408 EAST | TULSA | OK | 74137 | TULSA | 9.18E+09 | Serious co | PSI_90_SAFETY | Better tha | Not Availa | 0.49 | 0.2 | 0.78 | | 7/1/20 |
| 100 | 190236 | WILLIS KNIGHTON BOSSIER HI | 2400 HOSF | BOSSIER C | LA | 71111 | BOSSIER | 3.18E+09 | Serious co | PSI_90_SAFETY | Better tha | Not Availa | 0.5 | 0.21 | 0.8 | | 7/1/20 |
| 111 | 50764 | SHASTA REGIONAL MEDICAL C | 1100 BUTI | REDDING | CA | 96001 | SHASTA | 5.3E+09 | Serious co | PSI_90_SAFETY | Better tha | Not Availa | 0.51 | 0.25 | 0.77 | | 7/1/20 |
| 122 | 170146 | PROVIDENCE MEDICAL CENTE | 8929 PARA | KANSAS CI | KS | 66112 | WYANDOT | 9.14E+09 | Serious co | PSI_90_SAFETY | Better tha | Not Availa | 0.51 | 0.2 | 0.81 | | 7/1/20 |
| 133 | 330126 | ORANGE REGIONAL MEDICAL | 707 EAST | MIDDLET | NY | 10940 | ORANGE | 8.45E+09 | Serious co | PSI_90_SAFETY | Better tha | Not Availa | 0.51 | 0.27 | 0.75 | | 7/1/20 |
| 144 | 380002 | ASANTE THREE RIVERS MEDIC | 500 SW RA | GRANTS P | OR | 97527 | JOSEPHINI | 5.41E+09 | Serious co | PSI_90_SAFETY | Better tha | Not Availa | 0.53 | 0.21 | 0.84 | | 7/1/20 |
| 155 | 450718 | ROUND ROCK MEDICAL CENT | 2400 ROU | ROUND R | TX | 78681 | WILLIAMS | 5.12E+09 | Serious co | PSI_90_SAFETY | Better tha | Not Availa | 0.53 | 0.21 | 0.84 | | 7/1/20 |
| 166 | 40084 | SALINE MEMORIAL HOSPITAL | #1 MEDIC | BENTON | AR | 72015 | SALINE | 5.02E+09 | Serious co | PSI_90_SAFETY | No Differe | Not Availa | 0.54 | 0.17 | 0.9 | | 7/1/20 |
| 177 | 50135 | SOUTHERN CALIFORNIA HOSP | 6245 DE L | HOLLYWO | CA | 90028 | LOS ANGE | 3.23E+09 | Serious co | PSI_90_SAFETY | Better tha | Not Availa | 0.54 | 0.22 | 0.86 | | 7/1/20 |
| 188 | 50232 | FRENCH HOSPITAL MEDICAL C | 1911 JOHN | SAN LUIS | (CA | 93401 | SAN LUIS | 8.06E+09 | Serious co | PSI_90_SAFETY | Better tha | Not Availa | 0.54 | 0.22 | 0.86 | | 7/1/20 |
| 199 | 180124 | GREENVIEW REGIONAL HOSPI | 1801 ASHL | BOWLING | KY | 42104 | WARREN | 2.71E+09 | Serious co | PSI_90_SAFETY | Better tha | Not Availa | 0.54 | 0.2 | 0.88 | | 7/1/20 |
| 210 | 310009 | CLARA MAASS MEDICAL CENT | ONE CLAR | BELLEVILL | NJ | 7109 | ESSEX | 9.73E+09 | Serious co | PSI_90_SAFETY | Better tha | Not Availa | 0.54 | 0.28 | 0.81 | | 7/1/20 |
| 221 | 420067 | BEAUFORT COUNTY MEMORI | 955 RIBAU | BEAUFORT | SC | 29902 | BEAUFORT | 8.44E+09 | Serious co | PSI_90_SAFETY | Better tha | Not Availa | 0.54 | 0.23 | 0.86 | | 7/1/20 |
| 232 | 450051 | METHODIST DALLAS MEDICAL | 1441 NOR | DALLAS | TX | 75203 | DALLAS | 2.15E+09 | Serious co | PSI_90_SAFETY | Better tha | Not Availa | 0.54 | 0.31 | 0.77 | | 7/1/20 |
| 243 | 490093 | SENTARA CAREPLEX HOSPITAL | 3000 COLI | HAMPTON | VA | 23666 | HAMPTON | 7.58E+09 | Serious co | PSI_90_SAFETY | Better tha | Not Availa | 0.54 | 0.27 | 0.82 | | 7/1/20 |
| 254 | 260040 | COX MEDICAL CENTERS | 3801 SOU | SPRINGFIE | MO | 65807 | GREENE | 4.17E+09 | Serious co | PSI_90_SAFETY | Better tha | Not Availa | 0.55 | 0.37 | 0.72 | | 7/1/20 |
| 265 | 280128 | CHI HEALTH NEBRASKA HEART | 7500 SOU | LINCOLN | NE | 68526 | LANCASTE | 4.02E+09 | Serious co | PSI_90_SAFETY | Better tha | Not Availa | 0.55 | 0.26 | 0.85 | | 7/1/20 |
| 276 | 330208 | ST JOHN'S RIVERSIDE HOSPITA | 976 NORT | YONKERS | NY | 10701 | WESTCHE | 9.15E+09 | Serious co | PSI_90_SAFETY | Better tha | Not Availa | 0.55 | 0.25 | 0.86 | | 7/1/20 |

Ready 4807 of 52877 records found 100%